


Annexure 7

(1)(a) STATEMENT SHOWING SHAREHOLDING PATTERN IN CLAUSE-35			
NAME OF THE COMPANY:SESHACHAL TECHNOLOGIES LTD			
SCRIP CODE:	SESHACHAL	Name of the Scrip: 531794	
Class of Security:			
QUARTER ENDED:	30/09/2014		
Partly paid-up shares	No. of partly paid-up shares	As a % of total no. of partly paid-up shares	As a % of total no. of shares of the Company.
Held by promoter/promoter group	0	0	0
Held by Public	0	0	0
Total:	0	0	0
Outstanding convertible securities:	No. of outstanding securities	As a % of total no. of outstanding convertible securities.	As a % of total no. of shares of the Company assuming full conversion of the convertible securities
Held by promoter/promoter group	0	0	0
Held by Public	0	0	0
Total:	0	0	0
Warrants:	No. of warrants	As a % of total no. of warrants	As a % of total no. of shares of the Company, assuming full conversion of warrants
Held by promoter/promoter group	0	0	0
Held by Public	0	0	0
Total:	0	0	0
Total paid-up capital of the Company, assuming full conversion of warrants and convertible securities	6943600		

For & on behalf of the Company

 Director

CATEGORY CODE	CATEGORY OF SHAREHOLDER	NO OF SHAREHOLDERS	TOTAL NUMBER OF SHARES	NO OF SHARES HELD IN DEMATERIALIZED FORM	TOTAL SHAREHOLDING AS A % OF TOTAL NO OF SHARES		SHARES PLEDGE OR OTHERWISE ENCUMBERED	
					AS a PERCENTAGE of (A+B)	As a PERCENTAGE of (A+B+C)	NUMBER OF SHARES	AS a PERCENTAGE
(I)	(II)	(III)	(IV)	(V)	(VI)	(VII)	(VIII)	(IX)=(VIII)/(IV)*100
(A)	PROMOTER AND PROMOTER GROUP							
(1)	INDIAN							
(a)	Individual /HUF	1	1929003	1929003	27.78	27.78	0	0.00
(b)	Central Government/State Government(s)	0	0	0	0.00	0.00	0	0.00
(c)	Bodies Corporate	0	0	0	0.00	0.00	0	0.00
(d)	Financial Institutions / Banks	0	0	0	0.00	0.00	0	0.00
(e)	Others	0	0	0	0.00	0.00	0	0.00
	Sub-Total A(1) :	1	1929003	1929003	27.78	27.78	0	0.00
(2)	FOREIGN							
(a)	Individuals (NRIs/Foreign Individuals)	0	0	0	0.00	0.00	0	0.00
(b)	Bodies Corporate	0	0	0	0.00	0.00	0	0.00
(c)	Institutions	0	0	0	0.00	0.00	0	0.00
(d)	Qualified Foreign Investor	0	0	0	0.00	0.00	0	0.00
(e)	Others	0	0	0	0.00	0.00	0	0.00
	Sub-Total A(2) :	0	0	0	0.00	0.00	0	0.00
	Total A=A(1)+A(2)	1	1929003	1929003	27.78	27.78	0	0.00
(B)	PUBLIC SHAREHOLDING							
(1)	INSTITUTIONS							
(a)	Mutual Funds /UTI	0	0	0	0.00	0.00		
(b)	Financial Institutions /Banks	0	0	0	0.00	0.00		
(c)	Central Government / State Government(s)	0	0	0	0.00	0.00		
(d)	Venture Capital Funds	0	0	0	0.00	0.00		
(e)	Insurance Companies	0	0	0	0.00	0.00		
(f)	Foreign Institutional Investors	0	0	0	0.00	0.00		
(g)	Foreign Venture Capital Investors	0	0	0	0.00	0.00		
(h)	Qualified Foreign Investor	0	0	0	0.00	0.00		
(i)	Others	0	0	0	0.00	0.00		
	Sub-Total B(1) :	0	0	0	0.00	0.00		
(2)	NON-INSTITUTIONS							
(a)	Bodies Corporate	65	173572	173572	2.50	2.50		
(b)	Individuals							
	(i) Individuals holding nominal share capital upto Rs.1 lakh	1428	1423026	1388051	20.49	20.49		
	(ii) Individuals holding nominal share capital in excess of Rs.1 lakh	77	3361655	3346655	48.41	48.41		
(c)	Others							
	NON RESIDENT INDIANS	5	56344	56344	0.81	0.81		
(d)	Qualified Foreign Investor	0	0	0	0.00	0.00		
	Sub-Total B(2) :	1575	5014597	4964622	72.22	72.22		
	Total B=B(1)+B(2) :	1575	5014597	4964622	72.22	72.22		
	Total (A+B) :	1576	6943600	6893625	100.00	100.00		
(C)	Shares held by custodians, against which Depository Receipts have been issued							
(1)	Promoter and Promoter Group							
(2)	Public	0	0	0	0.00	0.00		
	GRAND TOTAL (A+B+C) :	1576	6943600	6893625	100.00	0.00	0	0.00

Sh. Anil

(I)(b) Statement showing holding of securities (including shares, warrants, convertible securities) of persons belonging to the category "Promoter and Promoter"											
Sr.No	Name of the Shareholder	Details of Shares held		Encumbered shares (*)			Details of Warrants		Details of convertible securities		Total Shares (including underlying shares assuming full conversion of warrants and convertible securities) as a % of diluted share capital
		No. of Shares held	As a % of grand total (A)+(B)+(C)	Pledge Shares	AS a percentage (VI)=(V)/(III)	AS a % of grand total (A) + (B) + (C) of sub-clause (I)(a) (VII)	Number of warrants held	As a % total number of warrants of the same class (IX)	Number of convertible securities held	As a % total number of convertible securities of the same class (XI)	
(I)	(II)	(III)	(IV)	(V)	(VI)=(V)/(III)	(VII)	(VIII)	(IX)	(X)	(XI)	(XII)
1	CH NARENDRA	1929003	27.78	0	0.00	0.00	0	0.00	0	0.00	27.78
	TOTAL :	1929003	27.78	0	0.00	0.00	0	0.00	0	0.00	27.78

Ch. Narendra

Director

(I)(c) Statement showing holding of securities (including shares, warrants, convertible securities) of persons belonging to the category "								
Sr.No	Name of the shareholder	Number of shares held	Shares as a percentage of total number of shares {i.e., Grant total (A)+(B)+(C) indicated in Statement at para (I)(a) above}	Details of warrants		Details of convertible securities		Total shares (including underlying shares assuming full conversion of warrants and convertible securities) as a % of diluted share capital)
				Number of warrants held	As a % total number of warrants of the same class	Number of convertible securities held	% w.r.t total number of convertible securities of the same class	
1	CH ANITHA	423145	6.09	0	0.00	0	0.00	6.09
2	PARASURAM MANNAPARA RAMAN	291642	4.20	0	0.00	0	0.00	4.20
3	G JAGDEESH	170000	2.45	0	0.00	0	0.00	2.45
4	BETHINA HANUMANTHA RAO	140000	2.02	0	0.00	0	0.00	2.02
5	PARICHARLA NAGESWARA RAO	130117	1.87	0	0.00	0	0.00	1.87
6	ASHOK KUMAR R PATEL	129619	1.87	0	0.00	0	0.00	1.87
7	ALOKAM PRABHAKARA RAO	111127	1.60	0	0.00	0	0.00	1.60
8	JITENDRA K PAREKH	96847	1.39	0	0.00	0	0.00	1.39
9	SRINIVAS BHASKER REDDY PENUMALLI	92273	1.33	0	0.00	0	0.00	1.33
10	CHETAN DEEPAK BOGHANI	87100	1.25	0	0.00	0	0.00	1.25
11	GAUTAMCHAND JAIN BOHARA	84114	1.21	0	0.00	0	0.00	1.21
12	BRAHMAM POLOJU	80000	1.15	0	0.00	0	0.00	1.15
TOTAL :		1835984	26.44	0	0.00	0	0.00	26.44

Per CSR

Ch. Anitha
 Managing Director

(I)(c) belonging to the category "Public" and holding more than 5% of the total number of shares of the company								
Sr.No	Name(s) of the shareholder(s) and the Persons Acting in Concert (PAC) with them	Number of shares held	Shares as a percentage of total number of shares {i.e., Grant total (A)+(B)+(C) indicated in Statement at para (I)(a) above}	Details of warrants		Details of convertible securities		Total shares (including underlying shares assuming full conversion of warrants and convertible securities) as a % of diluted share capital)
				Number of warrants held	As a % total number of warrants of the same class	Number of convertible securities held	% w.r.t total number of convertible securities of the same class	
1	CH ANITHA	423145	6.09	0	0.00	0	0.00	6.09
	TOTAL :	423145	6.09	0	0.00	0	0.00	6.09

FOI CL

Ch. Anitha
Managing Director

STATEMENT SHOWING DETAILS OF LOCKED-IN SHARES"			
(I)(d)			
Sr.No	Name of the shareholder	Number of locked-in shares	Locked-in shares as a (%) percentage of total number of shares {i.e, Grand Total (A)+(B)+(C) Indicated in Statement at para (I)(a) above}
			Promoter/Promoter Group/Public
TOTAL :		0	0

For and on behalf of

Ch. Anita
 Director/Member

STATEMENT SHOWING DETAILS OF DEPOSITORY RECEIPTS (DRS)						
(II)(a)						
Sr.No	Type of outstanding DR (ADRs,GDRs,SDRs,etc.)	Number of outstanding DRs	Number of shares underlying outstanding DRs	Shares underlying outstanding DRs as a percentage of total number of shares {i.e., Grand Total (A)+(B)+(C) indicated in Statement at Para(I)(a) above}		
		0				0
TOTAL :		0				0

Page No.

Sh. Anita

Authorised Signatory

Statement showing Holding of Depository Receipts (DRs), where underlying shares held by "Promoter/Promoter group" are in excess of 1% of the total number shares.			
(II)(b)			
Sr.No	Name of the DR Holder	Type of outstanding DR (ADRs,GDRs,SDRs,e tc.)	Number of shares underlying outstanding DRs
TOTAL :			0
			0

Dr. Anita

Director

(1)(a) STATEMENT SHOWING SHAREHOLDING PATTERN IN CLAUSE-35			
NAME OF THE COMPANY:SESHACHAL TECHNOLOGIES LTD			
SCRIP CODE: 531794		Name of the Scrip: SESHACHAL	
Class of Security:			
QUARTER ENDED: Post Reduction of capital and after consolidation into Rs. 10 each			
Partly paid-up shares	No. of partly paid-up shares	As a % of total no. of partly paid-up shares	As a % of total no. of shares of the Company.
Held by promoter/promoter group	0	0	0
Held by Public	0	0	0
Total:	0	0	0
Outstanding convertible securities:	No. of outstanding securities	As a % of total no. of outstanding convertible securities.	As a % of total no. of shares of the Company assuming full conversion of the convertible securities
Held by promoter/promoter group	0	0	0
Held by Public	0	0	0
Total:	0	0	0
Warrants:	No. of warrants	As a % of total no. of warrants	As a % of total no. of shares of the Company, assuming full conversion of warrants
Held by promoter/promoter group	0	0	0
Held by Public	0	0	0
Total:	0	0	0
Total paid-up capital of the Company, assuming full conversion of warrants and convertible securities	6943600		

The Auditor

POST SHAREHOLDING PATTERN

CATEGORY CODE	CATEGORY OF SHAREHOLDER	NO OF SHAREHOLDERS	TOTAL NUMBER OF SHARES	NO OF SHARES HELD IN DEMATERIALIZED FORM	TOTAL SHAREHOLDING AS A % OF TOTAL NO OF SHARES		SHARES PLEDGE OR OTHERWISE ENCUMBERED	
					AS a PERCENTAGE of (A+B)	As a PERCENTAGE of (A+B+C)	NUMBER OF SHARES	AS a PERCENTAGE
(I)	(II)	(III)	(IV)	(V)	(VI)	(VII)	(VIII)	(IX)=(VIII)/(IV)*100
(A)	PROMOTER AND PROMOTER GROUP							
(1)	INDIAN							
(a)	Individual /HUF	1	192900	192900	27.78	27.78	0	0.00
(b)	Central Government/State Government(s)	0	0	0	0.00	0.00	0	0.00
(c)	Bodies Corporate	0	0	0	0.00	0.00	0	0.00
(d)	Financial Institutions / Banks	0	0	0	0.00	0.00	0	0.00
(e)	Others	0	0	0	0.00	0.00	0	0.00
	Sub-Total A(1) :	1	192900	192900	27.78	27.78	0	0.00
(2)	FOREIGN							
(a)	Individuals (NRIs/Foreign Individuals)	0	0	0	0.00	0.00	0	0.00
(b)	Bodies Corporate	0	0	0	0.00	0.00	0	0.00
(c)	Institutions	0	0	0	0.00	0.00	0	0.00
(d)	Qualified Foreign Investor	0	0	0	0.00	0.00	0	0.00
(e)	Others	0	0	0	0.00	0.00	0	0.00
	Sub-Total A(2) :	0	0	0	0.00	0.00	0	0.00
	Total A=A(1)+A(2)	1	192900	192900	27.78	27.78	0	0.00
(B)	PUBLIC SHAREHOLDING							
(1)	INSTITUTIONS							
(a)	Mutual Funds /UTI	0	0	0	0.00	0.00		
(b)	Financial Institutions /Banks	0	0	0	0.00	0.00		
(c)	Central Government / State Government(s)	0	0	0	0.00	0.00		
(d)	Venture Capital Funds	0	0	0	0.00	0.00		
(e)	Insurance Companies	0	0	0	0.00	0.00		
(f)	Foreign Institutional Investors	0	0	0	0.00	0.00		
(g)	Foreign Venture Capital Investors	0	0	0	0.00	0.00		
(h)	Qualified Foreign Investor	0	0	0	0.00	0.00		
(i)	Others	0	0	0	0.00	0.00		
	Sub-Total B(1) :	0	0	0	0.00	0.00		
(2)	NON-INSTITUTIONS							
(a)	Bodies Corporate	65	17357	17357	2.50	2.50		
(b)	Individuals							
	(i) Individuals holding nominal share capital upto Rs.1 lakh	1428	142303	138805	20.49	20.49		
	(ii) Individuals holding nominal share capital in excess of Rs.1 lakh	77	336166	334666	48.41	48.41		
(c)	Others							
	NON RESIDENT INDIANS	5	5634	5634	0.81	0.81		
(d)	Qualified Foreign Investor	0	0	0	0.00	0.00		
	Sub-Total B(2) :	1575	501460	496462	72.22	72.22		
	Total B=B(1)+B(2) :	1575	501460	496462	72.22	72.22		
	Total (A+B) :	1576	694360	689362	100.00	100.00		
(C)	Shares held by custodians, against which Depository Receipts have been issued							
	Promoter and Promoter Group							
	Public	0	0	0	0.00	0.00		
	GRAND TOTAL (A+B+C) :	1576	694360	689362	100.00	0.00	0	0.00

Handwritten signature and text:
 Dh. Anita
 Director

Statement showing holding of securities (including shares, warrants, convertible securities) of persons belonging to the category "Promoter and (I)(b) Promoter Group"											
POST SHAREHOLDING PATTERN											
Sr.No	Name of the Shareholder	Details of Shares held		Encumbered shares (*)			Details of Warrants		Details of convertible securities		Total Shares (including underlying shares assuming full conversion of warrants and convertible securities) as a % of diluted share capital
		No. of Shares held	As a % of grand total (A)+(B)+(C)	Pledge Shares	AS a percentage	AS a % of grand total (A) + (B) + (C) of sub-clause (I)(a)	Number of warrants held	As a % total number of warrants of the same class	Number of convertible securities held	As a % total number of convertible securities of the same class	
(I)	(II)	(III)	(IV)	(V)	(VI)=(V)/(I)	(VII)	(VIII)	(IX)	(X)	(XI)	(XII)
1	CH NARENDRA	192900	27.78	0	0.00	0.00	0	0.00	0	0.00	27.78
	TOTAL :	192900	27.78	0	0.00	0.00	0	0.00	0	0.00	27.78

PAGE 1


lh. Anita

2023-04-17

POST SHAREHOLDING PATTERN


Statement showing holding of securities (including shares, warrants, convertible securities) of persons belonging to the category "Public" and holding more than 1% of the total number of shares								
Sr.No	Name of the shareholder	Number of shares held	Shares as a percentage of total number of shares (i.e., Grant total (A)+(B)+(C) indicated in Statement at para (I)(a) above)	Details of warrants		Details of convertible securities		Total shares (including underlying shares assuming full conversion of warrants and convertible securities) as a % of diluted share capital)
				Number of warrants held	As a % total number of warrants of the same class	Number of convertible securities held	% w.r.t total number of convertible securities of the same class	
1	CH ANITHA	42315	6.09	0	0.00	0	0.00	6.09
2	PARASURAM MANNAPARA RAMAN	29164	4.20	0	0.00	0	0.00	4.20
3	G JAGDEESH	17000	2.45	0	0.00	0	0.00	2.45
4	BETHINA HANUMANTHA RAO	14000	2.02	0	0.00	0	0.00	2.02
5	PARICHARLA NAGESWARA RAO	13012	1.87	0	0.00	0	0.00	1.87
6	ASHOK KUMAR R PATEL	12962	1.87	0	0.00	0	0.00	1.87
7	ALOKAM PRABHAKARA RAO	11113	1.60	0	0.00	0	0.00	1.60
8	JITENDRA K PAREKH	9685	1.39	0	0.00	0	0.00	1.39
9	SRINIVAS BHASKER REDDY PENUMALLI	9227	1.33	0	0.00	0	0.00	1.33
10	CHETAN DEEPAK BOGHANI	8710	1.25	0	0.00	0	0.00	1.25
11	GAUTAMCHAND JAIN BOHARA	8411	1.21	0	0.00	0	0.00	1.21
12	BRAHMAM POLOJU	8000	1.15	0	0.00	0	0.00	1.15
	TOTAL :	183599	26.44	0	0.00	0	0.00	26.44

For and on behalf of


 Ch. Anitha
 Director


POST SHAREHOLDING PATTERN

Statement showing holding of securities (including shares, warrants, convertible securities) of persons (together with PAC) belonging to the category "Public" and holding more than 5% of the total number of shares of the company								
Sr.No	Name(s) of the shareholder(s) and the Percentage held	Number of shares held	Shares as a percentage of total number of shares {i.e., Grant total (A)+(B)+(C) indicated in Statement at para (I)(a) above}	Details of warrants		Details of convertible securities		Total shares (including underlying shares assuming full conversion of warrants and convertible securities) as a % of diluted share capital)
				Number of warrants held	As a % total number of warrants of the same class	Number of convertible securities held	% w.r.t total number of convertible securities of the same class	
1	CH ANITHA	42315	6.09	0	0.00	0	0.00	6.09
TOTAL :		42315	6.09	0	0.00	0	0.00	6.09


 For Auditor
 Chartered Accountant


POST SHAREHOLDING PATTERN

(I)(d) STATEMENT SHOWING DETAILS OF LOCKED-IN SHARES"				
			Locked-in shares as a (%) percentage of total number of shares {i.e, Grand Total (A)+(B)+(C) Indicated in Statement at para (I)(a) above}	
Sr.No	Name of the shareholder	Number of locked-in shares		Promoter/Promoter Group/Public
	TOTAL :	0	0	


 Ch. Anil
 Director


POST SHAREHOLDING PATTERN

(II)(a) STATEMENT SHOWING DETAILS OF DEPOSITORY RECEIPTS (DRS)				
Sr.No	Type of outstanding DR (ADRs,GDRs,SDRs,etc.)	Number of outstanding DRs	Number of shares underlying outstanding DRs	Shares underlying outstanding DRs as a percentage of total number of shares {i.e., Grand Total (A)+(B)+(C) indicated in Statement at Para(I)(a) above}
		0	0	0
TOTAL :		0	0	0


 Director

POST SHAREHOLDING PATTERN

Statement showing Holding of Depository Receipts (DRs), where underlying shares held by "Promoter/Promoter group" are in excess of 1% of the total number				
(II)(b)				
Sr.No	Name of the DR Holder	Type of outstanding DR (ADRs,GDRs,SDRs,etc.)	Number of shares underlying outstanding DRs	Shares underlying outstanding DRs as a percentage of total number of shares {i.e., Grand Total (A)+(B)+(C) indicated in Statement at para(I)(a) above}
			0	0


 Anita
 Director